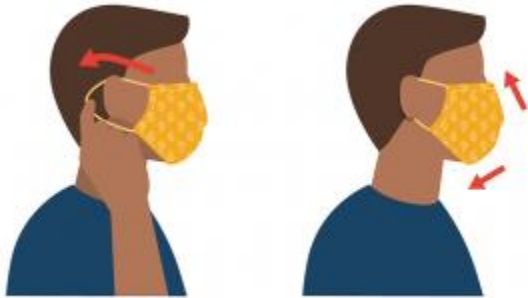


Wear your Face Covering Correctly

- Wash your hands before putting on your face covering
- Put it over your nose and mouth and secure it under your chin
- Try to fit it snugly against the sides of your face
- Make sure you can breathe easily



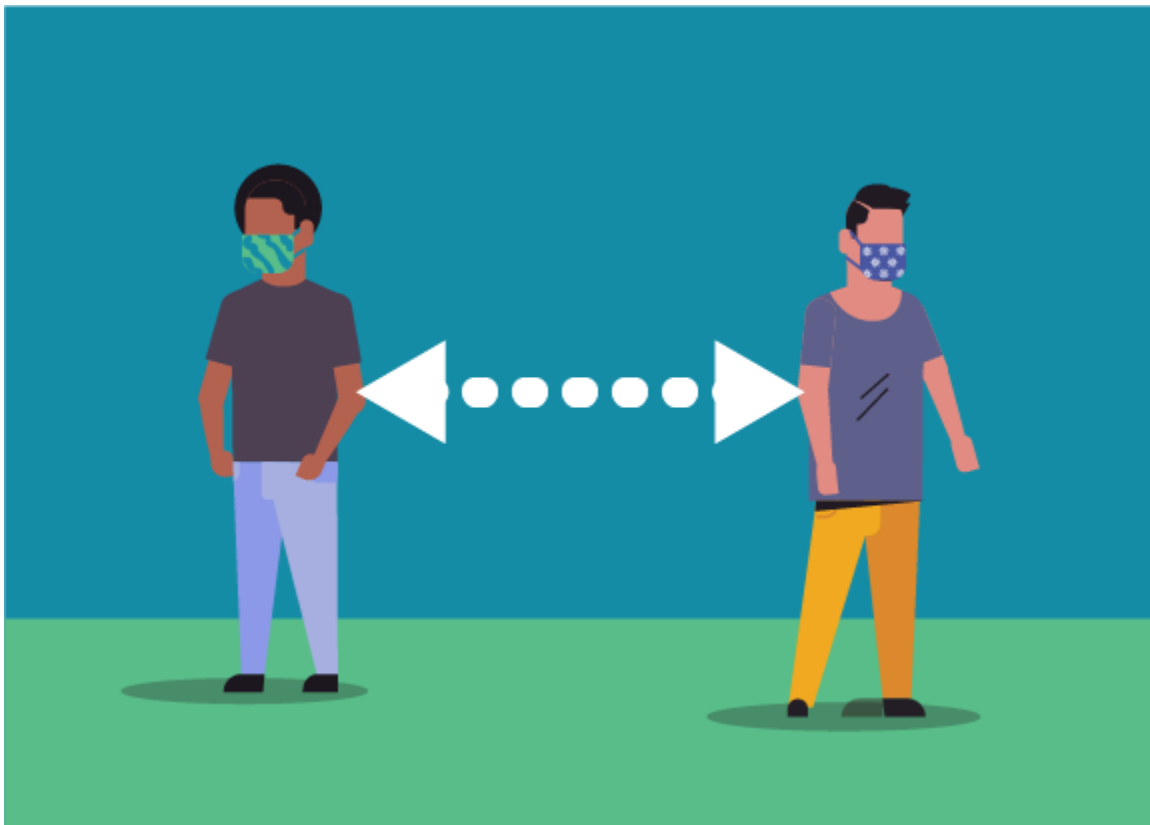
Wear a Face Covering to Protect Others


- Wear a face covering that covers your nose and mouth to help protect others in case you're infected with COVID-19 but don't have symptoms
- Wear a face covering in public settings when around people who don't live in your household, especially when it may be difficult for you to stay six feet apart
- Wear a face covering correctly for maximum protection
- **Don't** put the face covering around your neck or up on your forehead

- **Don't** touch the face covering, and, if you do, wash your hands or use hand sanitizer to disinfect

Follow Everyday Health Habits

- Stay at least 6 feet away from others
- Avoid contact with people who are sick
- Wash your hands often, with soap and water, for at least 20 seconds each time
- Use hand sanitizer if soap and water are not available





Take Off Your Cloth Face Covering Carefully, When You're Home

- Untie the strings behind your head or stretch the ear loops
- Handle only by the ear loops or ties
- Fold outside corners together
- Place covering in the washing machine.
- Be careful not to touch your eyes, nose, and mouth when removing and wash hands immediately after removing.